








FIBRE CEMENT PRODUCTS

PRODUCT RANGE	STANDARD Width (mm)	STANDARD Length (mm)
4.5mm PRIMAflex Arrisped Edge on all 4 sides 	450 / 600 900 1200	2400 1800, 2400, 2700, 3000 1800, 2100, 2400, 2700, 3000
APPLICATIONS Suitable for gable end cladding and eaves, carport and verandah linings.		
6.0mm PRIMAflex Arrisped Edge on all 4 sides 	900 1200	1800, 2400, 2700, 3000 1800, 2400, 2700, 3000
APPLICATIONS Multipurpose building boards for external cladding and heavy-duty eaves and ceilings linings.		
7.5mm PRIMAp plank Square Edge 	230 300	4200 4200
APPLICATIONS Siding board that comes with a choice of smooth and traditional woodgrain finish.		
7.5mm PRIMAbase Square rebate on 2 long sides and 1 edge 	900 1200	2440, 2725, 3000 2440, 2725, 3000
APPLICATIONS Premium substrate for external texture coating system.		
6.0mm PRIMAAqua Square rebate on 2 long sides and sanded 	900 1200 1350	2400, 3000, 3600 1800, 2400, 2700, 3000, 3600, 4200 2400, 3000, 3600
APPLICATIONS Water resistant internal linings and eaves lining board for perfect seamless and flush finish.		
6.0mm PRIMAlattice Arrisped Edge on all 4 sides 	900 1200	1800, 2400, 3000 1800, 2400, 3000
APPLICATIONS For use on gable ends, screens, pergolas and fences. Available in both square and diamond pattern.		
6.0mm PRIMA Ceramic Tile Underlay Square Edge 	900 1200	1800 1800
APPLICATIONS Underlay sheet with preprinted (optional) fixing points.		

Check with your nearest PRIMA stockist for availability